

Find and register for your course section!

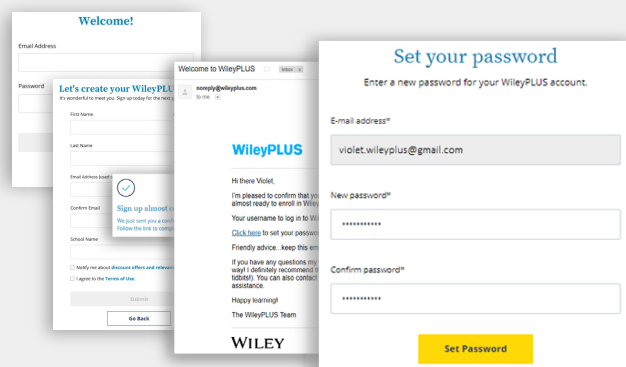
Your Course Section ID is

A71838

Step 1:

Sign up for a WileyPLUS account

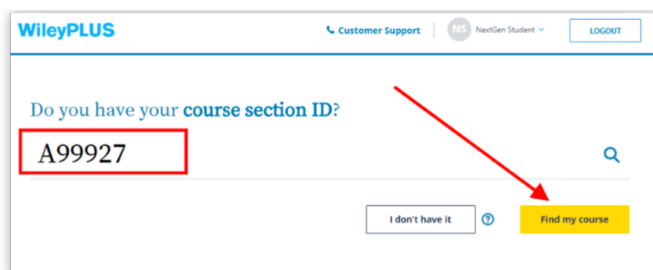
- Visit www.wileyplus.com/go/login.
- Click "Create Account" to create an account.
- Fill in your account details and set your password.
- If you already have a WileyPLUS account, just log in and click "Add more courses."



Step 2:

Enter your course section ID

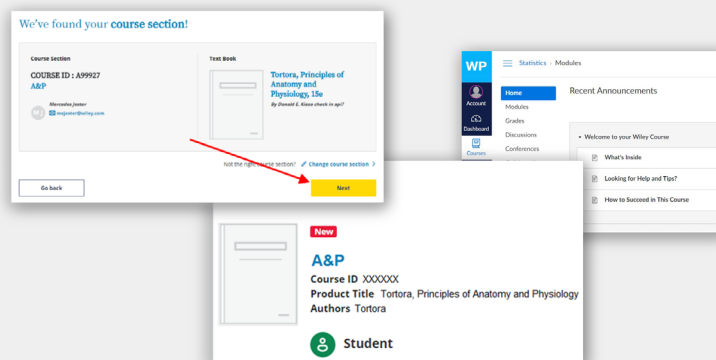
- Your six-symbol course section ID is provided by your instructor.
- Don't have your course section ID? Use the course finder and enter your school.



Step 3:

Access your course section

- Review your course section overview.
- Click the course section link to access your new course.



Need Help?

Live chat support: www.wileyplus.com/go/wpngsupport